

# The Bulletin

Neer Nirmal Pariyojana, Assam

Issue No: 16


(1<sup>st</sup> August to 15<sup>th</sup> August)

## Content



1. Photographs of Review of NNP.  
**Page : 1**
2. Baseline Survey of Batch II District (House Hold and Population wise).  
**Page : 2**
3. Community Contribution collection of Batch I Districts.  
**Page : 2**
4. Capacity Building report.  
**Page : 2**
5. Progress of the Scheme.  
**Page : 3**
6. Photographs of the progress of construction of WTP and ESR( Batch I Districts).  
**Page : 4**
7. Photographs of different activities under Batch I, Batch II Districts.  
**Page : 5**
8. Mid Term Impact Assessment of on-going social mobilization and capacity building initiatives.  
**Page : 6**

Adl. Chief Secretary, Shri.V.B Pyarelal, IAS, Public Health Engineering Department, Finance and Cultural Affairs visited SPMU, NNP, Assam and reviewed the progress.



# The Bulletin

## Monitoring and Evaluation:

Baseline survey: Summary of Household Survey of Batch II districts as on 15<sup>th</sup> August 2017

Batch-II - IN TERMS OF HOUSEHOLD						
SL No	District	"TARGET (Estimated)"	Survey Status		Verification Status	
			SURVEYED (Actual Survey - Rejected)	% of Completion	Verified Survey (Verified + Accepted)	% of verification done
1	Morigaon	33,131	33,002	99.61%	28,367	86%
2	Sivasagar	39,998	31,191	78%	16,736	54%
3	Bongaigaon	56,532	48,287	85%	43,619	90%
Total		129,661	112,480	87%	88,722	79%

Batch-II - IN TERMS OF POPULATION				
SL No	District	TARGET (2015 Population)	Survey Status	
			SURVEYED (Actual Survey - Rejected)	% of Completion
1	Morigaon	173,972	1,58,569	91%
2	Sivasagar	199,992	1,43,988	72%
3	Bongaigaon	299,389	2,27,193	76%
Total		673,353	5,29,750	79%

## Institution and Capacity Building:

Summary of Community Contribution collection of Batch I Districts as on 11<sup>th</sup> August 2017

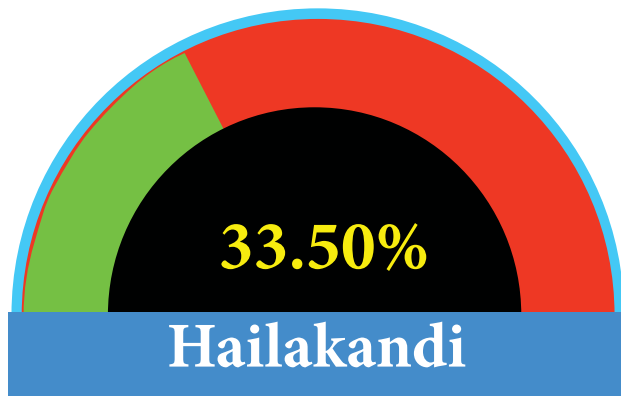
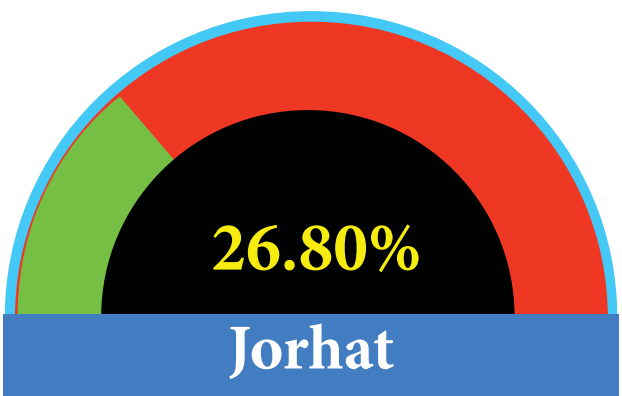
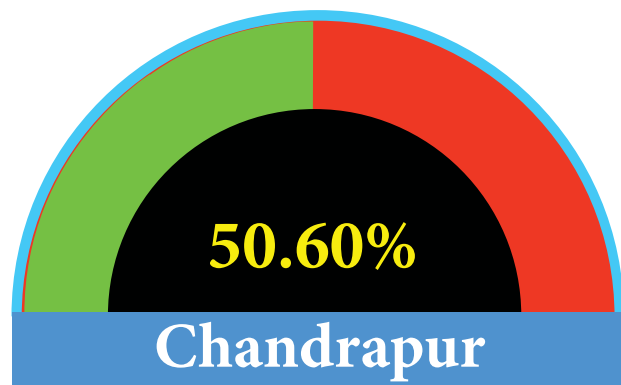
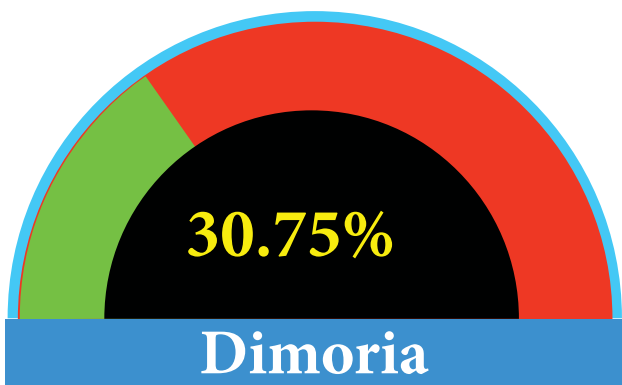
### Batch I Districts

Sl No	District	Target of CC	Total Collection	Percentage of collection
1	Kamrup	11,479,050	53,72,739	46.80%
2	Jorhat	21,499,200	1,20,00,000	55.82%
3	Hailakandi	7,689,375	31,22,325	40.61%
Total		40,667,625	2,04,95,064	50.40%

### Capacity Building Report: JULY 2017

Sl No	Level	Training	No. of Training Events	No. of Participants			Person Days Trained
				Male	Female	Total	
1	District	Training on SLWM	1	22	9	31	31
2	District	Review meeting of CM	6	124	101	225	225
3	GP	GPWSC Monthly Meeting	83	665	608	1273	636.5
4	GP	Awareness Meeting	10	308	96	404	80.8
5	Ward	Awareness Meeting	352	5467	4495	9962	1992.4
6	Village/Habitation	Awareness Meeting	494	4772	5094	9866	1973.2
TOTAL			946	11358	10403	21761	4938.9

## Physical Progress of the Scheme



# Photographs of different activities in the month

## Batch II Districts



Ward level meeting under Morigaon District



GPWSC meeting under Bongaigaon District



Habitation level meeting under Sivasagar District

## Batch I Districts



Habitation level meeting under Jorhat District



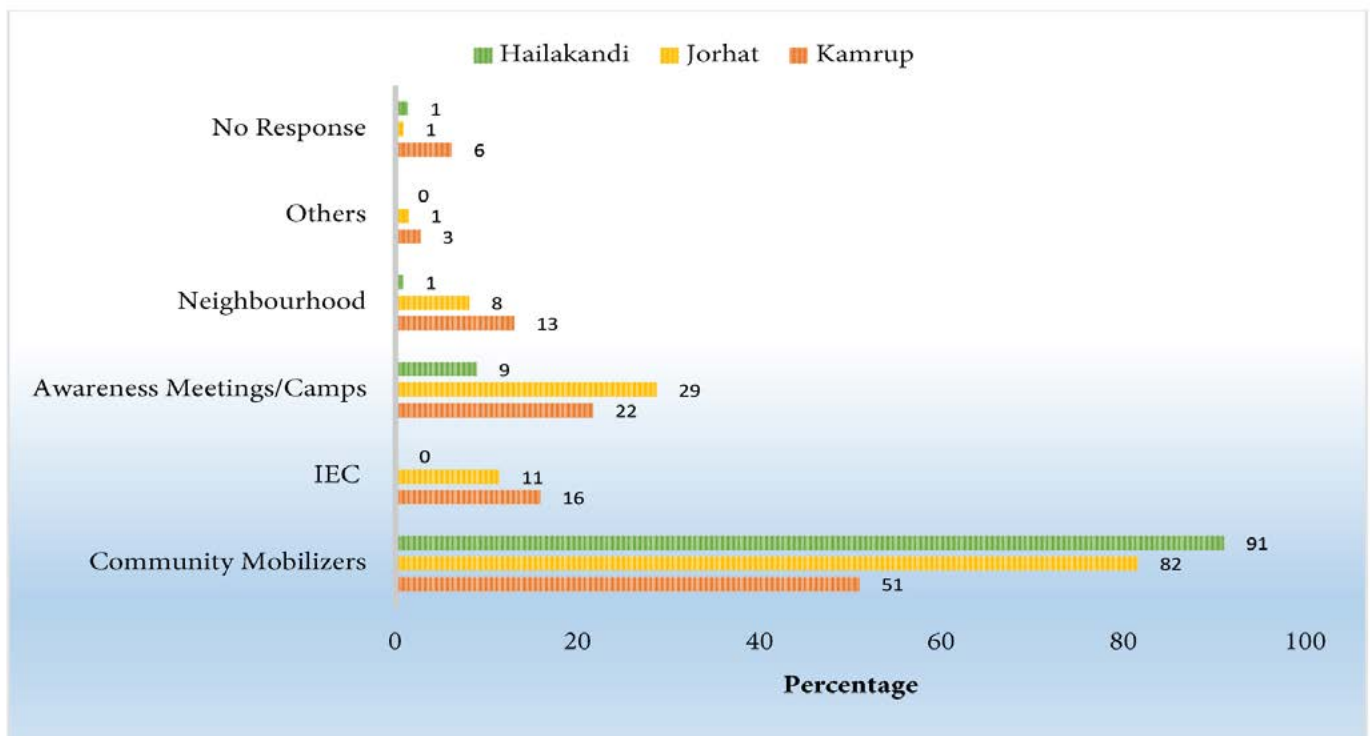
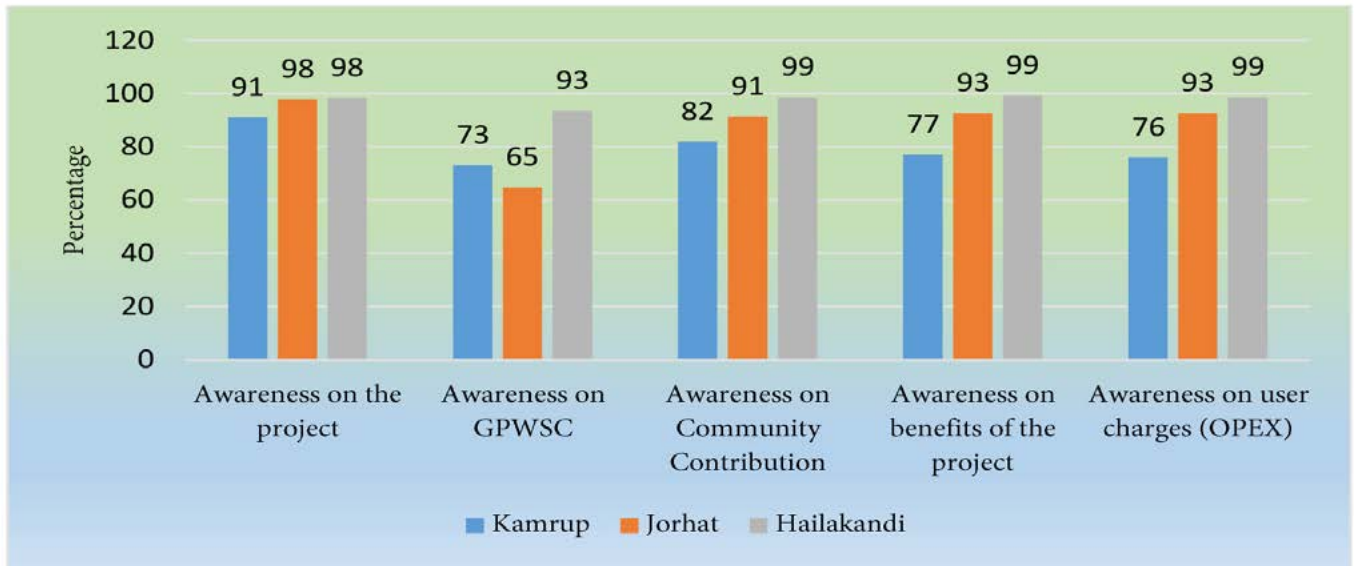
GP level meeting under Kamrup District



Ward level meeting under Hailakandi District

# The Bulletin

A glimpse into some of the findings of the Mid Term Impact Assessment (MTIA) undertaken in-house by the Capacity Building Cell, SPMU during March-April, 2017 with an objective to assess the impact of on-going social mobilization and capacity building initiatives under NNP, Assam.



**Neer Nirmal Pariyojana**  
 (A World Bank Aided Project)  
 Public Health Engineering Department  
 Government of Assam



**THE WORLD BANK**

**Contact Us:**

**Phone**

: 1800-345-3990(toll free)

**Mail**

: gr.nnpassam@gmail.com

www.nnpheadassam.org

